

BLAZE 270

Long Range, Wide Angle White Light



Blaze 270° White LED Floodlight

Optimize scene lighting by adjusting the panels to increase or decrease the range or the HFOV (Horizontal Field of View). For maximum 270° coverage keep the lights rotated all the way outward. Rotate the lights inward to increase the range and reduce the HFOV.

Easy Integration & Control

Seamless and precise control via Input/Output ports. Sync with camera, sensors or other system devices with I/O ports. For easy integration, a built-in photocell switches the IR ON/OFF based on lighting conditions.

FEATURES

- Advanced Technology Energy Efficient LEDs
- Up to 28,500 Lumens (170 Watt)
- Outdoor IP67 Rated
- I/O Port Sync with Sensors, Devices
- Automatic Day/Night Sensor
- Lifetime Warranty, Made in the USA

SPECIFICATIONS

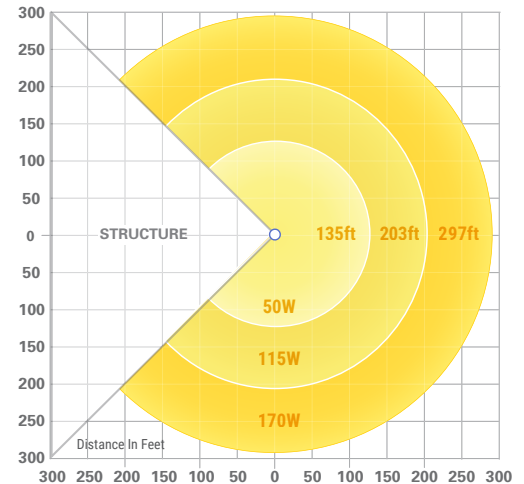
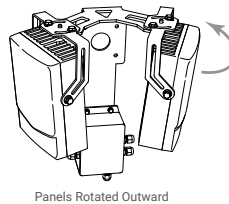
White Light	up to: 28,500 Lm (170W) / Temp: 6000K
Input Voltage	24 to 36VDC
Options	Universal AC
Power Consumption	Options: 50W, 115W or 170 Watts
Operating Temp.	-58° to 140°F / -50° to 60°C
Dimensions	23.78" x 7.3" x 15.2" varies
Weight	15 - 28 lbs / varies by model
Environmental	Outdoor IP67 Rated
Mounting	Pan/Tilt Mounting System*

*Pole, Wall or Corner Mount Required (depending upon mounting location)

RANGE

270° HFOV

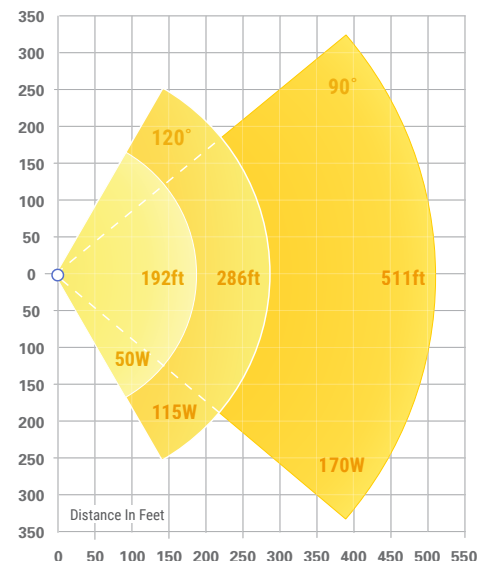
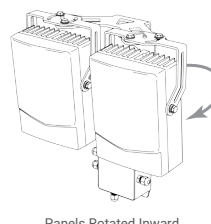
- 170 Watt
Range: 297ft / 90m
- 115 Watt
Range: 203ft / 62m
- 50 Watt
Range: 135ft / 41m



RANGE

120° & 90° HFOV

- 170 Watt
Range: 511ft / 155m
- 115 Watt
Range: 286ft / 87m
- 50 Watt
Range: 192ft / 58m



Other lens angles/ranges are available with ranges up to 2,075ft, contact us for details.

