

BLAZE 180°

Wide Angle White LED Floodlight



Blaze 180° Long Range White LED Floodlight

Optimize scene lighting by adjusting the panels to increase or decrease the range or the HFOV (Horizontal Field of View). For maximum 180° coverage keep the lights rotated all the way outward. Rotate the lights inward to increase the range and reduce the HFOV.

Easy Integration & Control

Seamless and precise control via Input/Output ports. Sync with camera, sensors or other system device with I/O ports. For easy integration, a built-in photocell switches the IR ON/OFF based on lighting conditions.

FEATURES

- Advanced Technology Energy Efficient LEDs
- Up to 35,625 Lumens (170 Watt)
- Outdoor IP67 Rated
- I/O Port Sync with Sensors, Devices
- Automatic Day/Night Sensor
- PoE++ Option: 75 Watt
- Lifetime Warranty, Made in the USA

SPECIFICATIONS

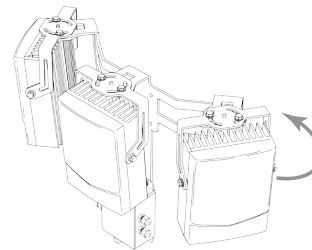
Wavelength	White Light/ Temp. 5000K
Lumens	170W: 35,625Lm / 75W: 15,750Lm
Input Voltage Options	24 to 36VDC
	Universal AC
	PoE++ 802.3bt (75W Only)
Power Consumption	Options: 75W or 170 Watts
Operating Temp.	-58° to 140°F / -50° to 60°C
Dimensions	23.78" x 7.3" x 15.2" varies
Weight	15 - 28 lbs / varies by model
Environmental	Outdoor IP67 Rated
Mounting	Pan/Tilt Mounting System*

*Pole, Wall or Corner Mount Required (depending upon mounting location)

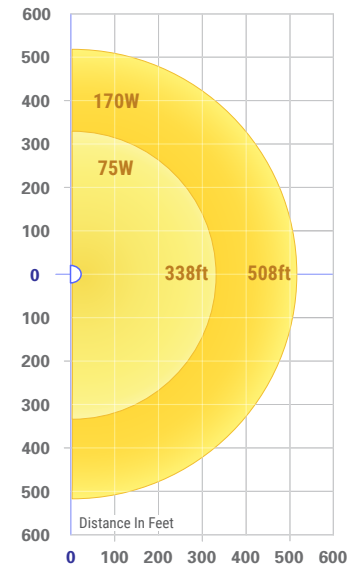
RANGE

180° HFOV

- 170 Watt
Range: 508ft / 155m
- 75 Watt
Range: 338ft / 99m

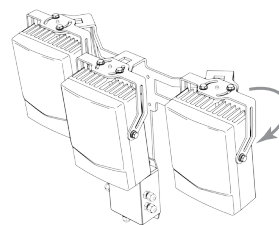


Panels Rotated Outward

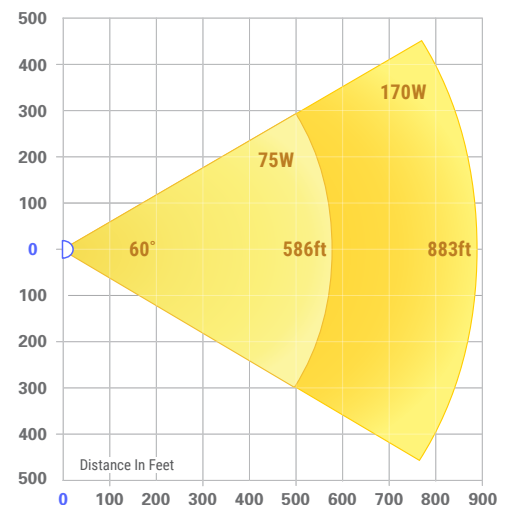


RANGE Option

- 170 Watt
Range 60°: 883ft / 244m
- 75 Watt
Range 60°: 586ft / 178m



Panels Rotated Inward



Light panels can be rotated to angles in-between the angles shown above.

